


### TPP Series

**Technical Information:**

**Wheel:** grey polypropylene wheel centre  
dark grey shore a 85 thermoplastic rubber tread, plain bore

70 - 125mm  
 75 - 100 KG  
 -20 / +60°C  
 Shore A 85

**Suitable Floor**



					Order number
75	28	36	12	75	75D28DTPPX3612
100	32	36	12	100	100D32DTPPX3612
125	32	36	12	100	125D32DTPPX3612


### TPB Series

**Technical Information:**

**Wheel:** grey polypropylene wheel centre  
dark grey shore a 85 thermoplastic rubber tread, central ball bearing, grey plastic tread guards

70 - 125 mm  
 75 - 100 KG  
 -20 / +60°C  
 Shore A 85

**Suitable Floor**



					Order number
75	28	37	8	75	75D28DTPBB378
100	32	37	8	100	100D32DTPBB378
125	32	37	8	100	125D32DTPBB378


### TER Series

**Technical Information:**

**Wheel:** grey polypropylene wheel centre  
dark grey shore a 85 thermoplastic rubber tread, roller bearing

80 - 200 mm  
 100 - 220 KG  
 -20 / +60°C  
 Shore A 85

**Suitable Floor**



					Order number
80	38	44	12	100	80D38DTERX4412
100	32	40	12	100	100D32DTERX4012
125	32	50	15	150	125D32DTERX5015
160	40	60	20	200	160D40DTERX6020
200	40	60	20	220	200D40DTERX6020


### TEB Series

**Technical Information:**

**Wheel:** grey polypropylene wheel centre  
dark grey shore a 85 thermoplastic rubber tread, central ball bearing, dark grey samll plastic tread guards

100 - 200 mm  
 100 - 220 KG  
 -20 / +60°C  
 Shore A 85

**Suitable Floor**



					Order number
100	32	42	8	100	100D32DTEBA428
125	32	52	10	150	125D32DTEBA5210
160	40	62	12	200	160D40DTEBA6212
200	40	62	12	220	200D40DTEBA6212


### TRR Series

**Technical Information:**

Wheel: grey polypropylene wheel centre  
dark grey shore a 65 thermoplastic rubber tread, roller bearing

80 - 100 mm 100 - 120 KG -20 / +60°C Shore A 65

**Suitable Floor**



80	32	40	12	100	Order number
80	32	40	12	100	80D32DTRRX4012
100	32	40	12	120	100D32DTRRX4012

### TRB Series

**Technical Information:**

Wheel: grey polypropylene wheel centre  
dark grey shore a 65 thermoplastic rubber tread, centre ball bearing, grey samll plastic tread guards

80 - 100 mm 100 - 120 KG -20 / +60°C Shore A 65

**Suitable Floor**



80	32	42	8	100	Order number
80	32	42	8	100	80D32DTRBA428
100	32	42	8	120	100D32DTRBA428


### PPR Series

**Technical Information:**

Wheel: white injection polyopylene ,roller bearing

80 - 200 mm 125 - 300 KG -20 / +60°C Shore A 85

**Suitable Floor**



80	34	40	12	125	Order number
80	34	40	12	125	80B34BPPRX4012
100	36	40	12	160	100B36BPPRX4012
125	40	50	15	200	125B40BPPRX5015
160	40	60	20	250	160B40BPPRX6020
200	46	60	20	300	200B46BPPRX6020


### PPP Series

**Technical Information:**

Wheel: white injection polyopylene, plain bore

70 - 125 mm 75 - 100 KG -20 / +60°C Shore A 85

**Suitable Floor**



80	34	40	12	125	Order number
80	34	40	12	125	80B34BPPPX4012
100	36	40	12	160	100B36BPPPX4012
125	40	50	15	200	125B40BPPPX5015
160	40	60	20	250	160B40BPPPX6020
200	46	60	20	300	200B46BPPPX6020


### PPB Series

**Technical Information:**

**Wheel:** white injection polyopylene ,central ball bearing, blue samll plastic tread guards

80 - 125 mm   
 125 - 200 KG   
 -20 / +60°C   
 Shore A 65

**Suitable Floor**



					Order number
80	34	42	8	125	80B34BPPBA428
100	36	42	8	160	100B36BPPBA428
125	40	52	10	200	125B40BPPBA5210


### PPR Series

**Technical Information:**

**Wheel:** grey polypropylene with dark grey shore a 85" thermoplastic rubber wheel centre, roller bearing, samll metal Tread guards

100 - 1225 mm   
 135 - 200 KG   
 -20 / +60°C   
 Shore A 85

**Suitable Floor**



					Order number
100	36	40	12	135	100D36DRERX4012
125	36	50	15	200	125D36DRERX5015


### REB Series

**Technical Information:**

**Wheel:** grey polypropylene with dark grey shore a 85" thermoplastic rubber wheel centre, central ball bearing, dark grey samll plastic Tread guards

100 - 125 mm   
 135 - 200 KG   
 -20 / +60°C   
 Shore A 85

**Suitable Floor**



					Order number
100	36	42	8	135	100D36DREBA428
125	36	52	10	200	125D36DREBA5210


### BPR Series

**Technical Information:**

**Wheel:** black shore a 85+/-3 solid rubber tread, black polypropylene wheel centre, roller bearing

80 - 250 mm 50 - 250 KG -20 / +60°C Shore A 85

**Suitable Floor**



80	100	125	140	150	160	180	200	250	250	250	Order number
30	30	37.5	37.5	37.5	40	50	50	50	60	75	80B30BBPRX4012
40	40	50	50	50	60	60	60	60	60	75	100B30BBPRX4012
50	50	50	50	50	60	60	60	60	60	75	125B37.5BBPRX5015
50	50	50	50	50	60	60	60	60	60	75	140B37.5BBPRX5015
50	50	50	50	50	60	60	60	60	60	75	150B37.5BBPRX5015
60	60	60	60	60	60	60	60	60	60	75	160B40BBPRX6020
60	60	60	60	60	60	60	60	60	60	75	180B40BBPRX6020
60	60	60	60	60	60	60	60	60	60	75	200B50BBPRX6020
60	60	60	60	60	60	60	60	60	60	75	250B50BBPRX6020
60	60	60	60	60	60	60	60	60	60	75	250B60BBPRX7520
60	60	60	60	60	60	60	60	60	60	75	300B50BBPRX7520

### BPD Series

**Technical Information:**

**Wheel:** black shore a 85+/-3 solid rubber tread, black polypropylene wheel centre, two ball bearings

200 - 300 mm 205 - 250 KG -20 / +60°C Shore A 85

**Suitable Floor**



200	300	Order number
50	60	200B50BBPDX6020
60	75	300B50BBPPX7520


### BPP Series

**Technical Information:**

**Wheel:** black shore a 85+/-3 solid rubber tread, black polypropylene wheel centre, roller bearing

80 - 300 mm 50 - 250 KG -20 / +60°C Shore A 85

**Suitable Floor**



80	100	125	140	150	160	180	200	250	250	300	Order number
30	30	37.5	37.5	37.5	40	50	50	50	60	75	80B30BBPPX4012
40	40	50	50	50	60	60	60	60	60	75	100B30BBPPX4012
50	50	50	50	50	60	60	60	60	60	75	125B37.5BBPPX5015
50	50	50	50	50	60	60	60	60	60	75	140B37.5BBPPX5015
50	50	50	50	50	60	60	60	60	60	75	150B37.5BBPPX5015
60	60	60	60	60	60	60	60	60	60	75	160B40BBPPX6020
60	60	60	60	60	60	60	60	60	60	75	180B40BBPPX6020
60	60	60	60	60	60	60	60	60	60	75	200B50BBPPX6020
60	60	60	60	60	60	60	60	60	60	75	250B50BBPPX6020
60	60	60	60	60	60	60	60	60	60	75	250B60BBPPX7520
60	60	60	60	60	60	60	60	60	60	75	300B50BBPPX7520


### BMR Series

**Technical Information:**

**Wheel:** black shore a 85+/-3 solid rubber tread, pressed steel wheel centre, roller bearing

200 - 300 mm 205 - 250 KG -20 / +60°C Shore A 85

**Suitable Floor**



80	100	125	160	200	Order number
30	30	37.5	40	50	80C30JBMRX4012
40	40	50	60	60	100C30JBMRX4012
50	50	50	60	60	125C37.5JBMRX5015
60	60	60	60	60	160C40JBMRX6020
60	60	60	60	60	200C50JBMRX6020


### GPR Series

**Technical Information:**

**Wheel:** grey shore a 85+/-3 solid rubber tread, black polypropylene wheel centre, roller bearing

80 - 250 mm 50 - 250 KG -20 / +60°C Shore A 85

**Suitable Floor**



80	100	125	140	150	160	180	200	250	250	250
30	30	37.5	37.5	37.5	40	50	50	50	60	75
40	40	50	50	50	60	60	60	60	75	75
12	12	15	15	15	20	20	20	20	20	20
50	70	100	110	115	135	205	205	220	295	250
80D30CGPRX4012	100D30CGPRX4012	125D37.5CGPRX5015	140D37.5CGPRX5015	150D37.5CGPRX5015	160D40CGPRX6020	180D40CGPRX6020	200D50CGPRX6020	250D50CGPRX6020	250D60CGPRX6020	300D50CGPRX7520


### GPP Series

**Technical Information:**

**Wheel:** grey shore a 85+/-3 solid rubber tread, black polypropylene wheel centre, roller bearing

80 - 300 mm 50 - 250 KG -20 / +60°C Shore A 85

**Suitable Floor**



80	100	125	140	150	160	180	200	250	250	300
30	30	37.5	37.5	37.5	40	50	50	50	60	60
40	40	50	50	50	60	60	60	60	75	75
12	12	15	15	15	20	20	20	20	20	20
50	70	100	110	115	135	205	205	220	295	250
80D30CGPPX4012	100D30CGPPX4012	125D37.5CGPPX5015	140D37.5CGPPX5015	150D37.5CGPPX5015	160D40CGPRP6020	180D40CGPRP6020	200D50CGPRP6020	250D50CGPRP6020	250D60CGPRP6020	300D50CGPRP7520

### GMR Series

**Technical Information:**

**Wheel:** grey 85+/-3 solid rubber tread, pressed steel wheel centre, roller bearing

80 - 200 mm 50 - 205 KG -20 / +60°C Shore A 85

**Suitable Floor**



80	100	125	160	200
30	30	37.5	40	50
40	40	50	60	60
12	12	15	20	20
50	70	100	140	205
80D30JGMRX4012	100D30JGMRX4012	125D37.5JGMRX5015	160D40JGMRX6020	200D50JGMRX6020


### MCB Series

**Technical Information:**

**Wheel:** dark grey shore a 80 solid rubber tread, grey polypropylene wheel centre, central ball bearing, grey plastic tread guards

100 - 125 mm 100 KG -20 / +60°C Shore A 80

**Suitable Floor**



100	125
32	32
37	37
8	8
100	100
100D32DMCBB378	125D32DMCBB378


ETR Series

Technical Information:

Wheel: black polyamide wheel centre shore a 68+5 blue elastic rubber Tread, roller bearing

100 - 200 mm 160 - 350 KG -20 / +60°C Shore A 68

Suitable Floor



100	125	160	200	KG	Order number
100	125	160	200	160	100A34CETRX4012
34	40	46	46	250	125A40CETRX5015
40	50	60	60	300	160A46CETRX6020
46	60	60	60	350	200A46CETRX6020


ETB Series

Technical Information:

Wheel: black polyamide wheel centre shore a 68+5 blue elastic rubber tread central ball bearing, blue samll Tread guards

100 - 125 mm 160 - 250 KG -20 / +60°C Shore A 68

Suitable Floor



100	125	KG	Order number
100	125	160	100A34CETBA428
34	40	250	125A40CETBA5210


ETD Series

Technical Information:

Wheel: black polyamide wheel centre shore a 68+5 blue elastic rubber tread two ball bearings, blue samll plastic tread guards

100 - 200 mm 160 - 350 KG -20 / +60°C Shore A 68

Suitable Floor



100	125	160	200	KG	Order number
100	125	160	200	160	100A34CETDA428
34	40	46	46	250	125A40CETDA5210
42	52	62	62	300	160A46CETDA6212
8	10	12	12	350	200A46CETDA6212


EPR Series

Technical Information:

Wheel: black polyamide wheel centre shore a 68+5 blue elastic rubber tread, roller bearing

80 - 300 mm 50 - 250 KG -20 / +60°C Shore A 68

Suitable Floor



60	75	80	100	100	100	100	125	125	125	150	160	200	250	KG	Order number
60	75	80	100	100	100	100	125	125	125	150	160	200	250	100	60A35CEPRX4012
35	36	35	32	36	36	36	36	36	36	48	48	48	48	130	75A36CEPRX4012
40	40	40	40	40	40	40	50	50	50	60	60	60	60	150	80A35CEPRX4012
12	12	12	12	12	12	12	15	15	15	20	20	20	20	200	100A32CEPRX4012
12	12	12	12	12	12	12	15	15	15	20	20	20	20	200	100A36CEPRX4012
12	12	12	12	12	12	12	15	15	15	20	20	20	20	200	100A36CEPRX/W4012
20	20	20	20	20	20	20	15	15	15	25	25	25	25	220	100A50CEPRX6020
15	15	15	15	15	15	15	15	15	15	25	25	25	25	250	125A36CEPRX5015
15	15	15	15	15	15	15	15	15	15	25	25	25	25	250	125A36CEPRX/W5015
15	15	15	15	15	15	15	15	15	15	25	25	25	25	250	125A38CEPRX/W5015
20	20	20	20	20	20	20	20	20	20	36	36	36	36	360	150A48CEPRX/W6020
20	20	20	20	20	20	20	20	20	20	385	385	385	385	385	160A48CEPRX/W6020
20	20	20	20	20	20	20	20	20	20	480	480	480	480	480	200A48CEPRX/W6020
20	20	20	20	20	20	20	20	20	20	600	600	600	600	600	250A50CEPRX/W6020

### EPB Series

**Technical Information:**

Wheel: black polyamide wheel centre shore a 68+5 blue elastic rubber Tread central ball bearing, blue samll plastic tread guards

75 -125 mm
 130 - 250 KG
 -20 / +60°C
 Shore A 68

**Suitable Floor**



					Order number
75	36	42	8	130	75A36CEPBA428
80	36	42	8	150	80A36CEPBA428
100	36	42	8	200	100A36CEPBA428
125	36	52	10	250	125A36CEPBA5210
125	38	47	8	250	125A38CEPBA478

### EPD Series

**Technical Information:**

Wheel: black polyamide wheel centre shore a 68+5 blue elastic rubber Tread, two ball bearings

80 - 300 mm
 50 - 250 KG
 -20 / +60°C
 Shore A 68

**Suitable Floor**



					Order number
60	35	40	12	100	60A35CEPDX4012
75	36	40	15	130	75A36CEPDX4015
80	36	40	15	150	80A36CEPDX4015
100	36	40	15	200	100A36CEPDX4015
100	50	60	15	200	100A50CEPDX6015
125	36	50	15	250	125A36CEPDX5015
125	50	60	20	250	125A50CEPDX6020
150	50	60	20	375	150A50CEPDX6020
160	42	42	20	315	160A42CEPDX6020
160	50	60	20	400	160A50CEPDX6020
160	50	60	20	400	160A50CEPDX/W6020
200	45	60	20	450	200A45CEPDX6020
200	45	60	20	500	200A50CEPDX6020
200	50	60	20	500	200A50CEPDX/W6020
250	50	60	20	600	250A50CEPDX6020

### ETR Series

**Technical Information:**

Wheel: grey polyamide wheel centre shore a 68+5 grey elastic rubber tread, roller bearing

100 - 200 mm
 160 - 350 KG
 -20 / +60°C
 Shore A 68

**Suitable Floor**



					Order number
100	34	40	12	160	100D34DETRX4012
125	40	50	15	250	125D40DETRX5015
160	46	60	20	300	160D46DETRX6020
200	46	60	20	350	200D46DETRX6020


### ETB Series

**Technical Information:**

Wheel: grey polyamide wheel centre shore a 68+5 grey elastic rubber tread central ball bearing, grey samll tread guards

100 - 125 mm
 160 - 250 KG
 -20 / +60°C
 Shore A 68

**Suitable Floor**



					Order number
100	34	42	8	160	100D34DETB428
125	40	52	10	250	125D40DETB5210

### ETD Series

**Technical Information:**

**Wheel:** grey polyamide wheel centre shore a 68+5 grey elastic rubber Tread two ball bearings, grey samll plastic tread guards

100 - 200 mm 160 - 350 KG -20 / +60°C Shore A 68

**Suitable Floor**



100	125	160	200	KG	Order number
34	40	46	46	160	100D34DETD428
42	52	62	62	250	125D40DETD45210
8	10	12	12	300	160D46DETD46212
				350	200D46DETD46212

### EPR Series

**Technical Information:**

**Wheel:** black polyamide wheel centre shore a 68+5 grey elastic rubber tread, roller bearing

60 - 250 mm 100 - 600 KG -20 / +60°C Shore A 68

**Suitable Floor**



60	75	80	100	100	100	100	125	125	125	150	160	200	250	KG	Order number
35	36	35	32	36	36	48	36	36	36	48	48	48	50	100	60D35CEPRX4012
40	40	40	40	40	40	60	40	40	40	60	60	60	60	130	75D36CEPRX4012
12	12	12	12	12	12	20	15	15	15	20	20	20	20	150	80D35CEPRX4012
20	20	20	20	20	20	30	20	20	20	30	30	30	30	200	100D32CEPRX4012
20	20	20	20	20	20	30	20	20	20	30	30	30	30	200	100D36CEPRX4012
20	20	20	20	20	20	30	20	20	20	30	30	30	30	200	100D36CEPRX/W4012
15	15	15	15	15	15	20	15	15	15	20	20	20	20	220	100D50CEPRX6020
15	15	15	15	15	15	20	15	15	15	20	20	20	20	250	125D36CEPRX5015
15	15	15	15	15	15	20	15	15	15	20	20	20	20	250	125D36CEPRX/W5015
15	15	15	15	15	15	20	15	15	15	20	20	20	20	250	125D38CEPRX/W5015
20	20	20	20	20	20	30	20	20	20	30	30	30	30	375	150D48CEPRX/W6020
20	20	20	20	20	20	30	20	20	20	30	30	30	30	385	160D48CEPRX/W6020
20	20	20	20	20	20	30	20	20	20	30	30	30	30	480	200D48CEPRX/W6020
20	20	20	20	20	20	30	20	20	20	30	30	30	30	600	250D50CEPRX/W6020


### EPB Series

**Technical Information:**

**Wheel:** black polyamide wheel centre shore a 68+5 grey elastic rubber tread central ball bearing, grey samll plastic tread guards

75 - 125 mm 130 - 250 KG -20 / +60°C Shore A 68

**Suitable Floor**



75	80	100	125	125	KG	Order number
36	36	36	36	38	130	75D36CEPBA428
42	42	42	42	47	150	80D36CEPBA428
8	8	8	8	8	200	100D36CEPBA428
10	10	10	10	10	250	125D36CEPBA5210
8	8	8	8	8	250	125D38CEPBA478


### EPD Series

**Technical Information:**

**Wheel:** black polyamide wheel centre shore a 68+5 grey elastic rubber tread, two ball bearings

60 - 250 mm 100 - 600 KG -20 / +60°C Shore A 68

**Suitable Floor**



60	75	80	100	100	100	125	125	150	160	160	200	200	200	250	KG	Order number
35	36	36	36	36	50	36	36	50	42	50	45	45	45	100	60D35CEPDX4012	
40	40	40	40	40	60	40	40	60	42	50	45	45	45	130	75D36CEPDX4015	
12	15	15	15	15	60	15	15	60	42	60	45	45	45	150	80D36CEPDX4015	
20	20	20	20	20	60	20	20	60	42	60	45	45	45	200	100D36CEPDX4015	
15	15	15	15	15	60	15	15	60	42	60	45	45	45	200	100D50CEPDX6015	
15	15	15	15	15	60	15	15	60	42	60	45	45	45	250	125D36CEPDX5015	
20	20	20	20	20	60	20	20	60	42	60	45	45	45	250	125D50CEPDX6020	
20	20	20	20	20	60	20	20	60	42	60	45	45	45	375	150D50CEPDX6020	
20	20	20	20	20	60	20	20	60	42	60	45	45	45	315	160D42CEPDX6020	
20	20	20	20	20	60	20	20	60	42	60	45	45	45	400	160D50CEPDX6020	
20	20	20	20	20	60	20	20	60	42	60	45	45	45	400	160D50CEPDX/W6020	
20	20	20	20	20	60	20	20	60	42	60	45	45	45	450	200D45CEPDX6020	
20	20	20	20	20	60	20	20	60	42	60	45	45	45	500	200D50CEPDX6020	
20	20	20	20	20	60	20	20	60	42	60	45	45	45	500	200D50CEPDX/W6020	
20	20	20	20	20	60	20	20	60	42	60	45	45	45	600	250D50CEPDX6020	



### EAD Series

**Technical Information:**

**Wheel:** silvery casting-aluminium wheel centre  
shore a 68+5 grey elastic rubber tread, two ball bearings

80 - 300 mm  
 180 - 800 KG  
 -20 / +60°C  
 Shore A 68

**Suitable Floor**

Tile Floor  
 Resin Cement Floor  
 Asphalt Floor  
 Not Paved  
 Expanded Metal  
 Floor With Chips



					Order number
80	38	40	15	180	80D38JADX4015
100	40	40	15	200	100D40JADX4015
125	40	50	20	250	125D40JADX6020
125	50	60	20	270	125D50JADX6020
140	44	60	20	300	140D44JADX6020
150	50	60	20	350	150D50JADX6020
160	50	60	20	400	160D50JADX6020
180	50	60	20	450	180D50JADX6020
200	50	60	20	500	200D50JADX6020
230	50	60	20	600	230D50JADX6020
250	50	60	20	650	250D50JADX6020
300	60	75	25	800	300D60JADX7525

### EAD Series

**Technical Information:**

**Wheel:** silvery casting-aluminium wheel centre  
shore a 68+5 black elastic rubber tread, two ball bearings

80 - 300 mm  
 180 - 800 KG  
 -20 / +60°C  
 Shore A 68

**Suitable Floor**

Tile Floor  
 Resin Cement Floor  
 Asphalt Floor  
 Not Paved  
 Expanded Metal  
 Floor With Chips



					Order number
80	38	40	15	180	80C38JADX4015
100	40	40	15	200	100C40JADX4015
125	40	50	20	250	125C40JADX6020
125	50	60	20	270	125C50JADX6020
140	44	60	20	300	140C44JADX6020
150	50	60	20	350	150C50JADX6020
160	50	60	20	400	160C50JADX6020
180	50	60	20	450	180C50JADX6020
200	50	60	20	500	200C50JADX6020
230	50	60	20	600	230C50JADX6020
250	50	60	20	650	250C50JADX6020
300	60	75	25	800	300C60JADX7525

### ESD Series

**Technical Information:**

**Wheel:** black welded pressed steel wheel centre  
shore a 68+5 black elastic rubber Tread, two ball bearings

160 - 200 mm  
 400 - 500 KG  
 -20 / +60°C  
 Shore A 68

**Suitable Floor**

Tile Floor  
 Resin Cement Floor  
 Asphalt Floor  
 Not Paved  
 Expanded Metal  
 Floor With Chips



					Order number
160	50	60	20	400	160C50CESDX6025
200	50	60	20	500	200C50CESDX6020

EHD Series

Technical Information:

Wheel: silvery casting-aluminium wheel centre  
shore a 60+5 black super elastic rubber tread, two ball bearings

152 - 254 mm 250 - 500 KG -20 / +60°C Shore A 60

Suitable Floor



Icon 1	Icon 2	Icon 3	Icon 4	Icon 5	Icon 6	Order number
152	50	60	20	250	150C50JEHDX6020	
203	50	60	20	380	200C50JEHDX6020	
254	50	60	20	500	250C50JEHDX6020	


UPR Series

Technical Information:

Wheel: white polyamide wheel centre  
shore a 92 red injection polyurethane tread, roller bearing

80 - 200 mm 115 - 500 KG -20 / +60°C Shore A 92

Suitable Floor



Icon 1	Icon 2	Icon 3	Icon 4	Icon 5	Icon 6	Order number
80	34	40	12	115	80F34BUPRX4012	
100	34	40	12	170	100F34BUPRX4012	
125	36	50	15	270	125F36BUPRX5015	
150	40	60	20	350	150F40BUPRX6020	
160	40	60	20	400	160F40BUPRX6020	
200	50	60	20	500	200F50BUPRX6020	


UPB Series

Technical Information:

Wheel: grey polyamide wheel centre shore a 92 green injection polyurethane tread  
central ball bearing, green plastic samll tread guards

80 - 125 mm 115 - 270 KG -20 / +60°C Shore A 92

Suitable Floor



Icon 1	Icon 2	Icon 3	Icon 4	Icon 5	Icon 6	Order number
80	34	42	8	115	80H34DUPBA428	
100	34	42	8	170	100H34DUPBA428	
125	36	52	10	270	125H36DUPBA5210	


UPD Series

Technical Information:

Wheel: grey polyamide wheel centre shore a 92 green injection polyurethane tread two ball bearings, green plastic samll tread guards

80 - 200 mm 115 - 500 KG -20 / +60°C Shore A 92

Suitable Floor



						Order number
80	34	42	8	115	80H34DUPDA428	
100	34	42	8	170	100H34DUPDA28	
125	36	52	10	270	125H36DUPDA5210	
150	40	62	12	350	150H40DUPDA6212	
160	40	62	12	400	160H40DUPDA6212	
200	50	62	12	500	200H50DUPDA6212	


UBB Series

Technical Information:

Wheel: grey polyurethane wheel centre grey shore a 92 injection polyurethane tread central ball bearing, grey plastic samll tread guards, pom bushings

75 - 125 mm 80 - 120 KG -20 / +60°C Shore A 92

Suitable Floor



						Order number
75	32	40	8	80	75D32DUBBB408	
100	32	40	8	100	100D32DUBBB408	
125	32	40	8	120	125D32DUBBB408	


UAD Series

Technical Information:

Wheel: silvery casting-aluminium wheel centre shore a 92 brown polyurethane tread, two ball bearings

80 - 250 mm 250 - 1000 KG -20 / +60°C Shore A 92

Suitable Floor



						Order number
80	38	40	15	250	80K38JUADX4015	
100	38	40	15	300	100K38JUADX4015	
125	38	50	15	350	125K38JUADX5015	
125	50	60	20	450	125K50JUADX6020	
150	50	47	20	500	150K50JUADX6020	
160	50	60	20	600	160K50JUADX6020	
200	50	60	20	800	200K50JUADX6020	
250	60	75	25	1000	250K60JUADX7525	


UID Series

Technical Information:

Wheel: silvery casting-aluminium wheel centre shore a 92 brown polyurethane tread, two ball bearings

100 - 250 mm 350 - 1300 KG -20 / +60°C Shore A 92

Suitable Floor



						Order number
100	38	45	12	350	100K38CUIDX4512	
125	38	45	15	400	125K38CUIDX4515	
125	50	60	20	600	125K50CUIDX6020	
150	50	60	20	800	150K50CUIDX6020	
160	50	60	20	850	160K50CUIDX6020	
200	50	60	20	1000	200K50CUIDX6020	
250	50	60	25	1300	250K50CUIDX6025	


### UHD Series

**Technical Information:**

Wheel: silvery casting-aluminium wheel centre  
shore a 85 green elastic polyurethane tread, two ball bearings

80 - 300 mm 220 - 800 KG -20 / +60°C Shore A 85

**Suitable Floor**



80	100	125	125	160	200	250	300	38	40	45	60	60	60	60	70	80	Order number
								220	15	15	310	390	510	600	700	800	80H38JUHDX4015
								270	15	15	310	390	510	600	700	800	100H40JUHDX4015
								310	15	15	310	390	510	600	700	800	125H40JUHDX4515
								390	60	60	390	510	600	700	800	125H50JUHDX6020	
								510	60	60	390	510	600	700	800	160H50JUHDX6020	
								600	60	60	390	510	600	700	800	200H50JUHDX6020	
								700	60	60	390	510	600	700	800	250H50JUHDX6020	
								800	25	25	310	390	510	600	700	800	300H60JUHDX7525


### URD Series

**Technical Information:**

Wheel: silvery casting-aluminium wheel centre  
shore a 85 round green elastic polyurethane tread, two ball bearings

100 - 200 mm 270 - 600 KG -20 / +60°C Shore A 85

**Suitable Floor**



100	125	160	200	40	40	50	60	60	270	310	510	600	Order number
				40	40	50	60	60	270	310	510	600	100H40JUHRDX4015
				40	40	50	60	60	310	510	600	600	125H40JUHRDX4020
				50	60	60	60	60	310	510	600	600	160H50JUHRDX6020
				60	60	60	60	60	310	510	600	600	200H50JUHRDX6020


### PAR Series

**Technical Information:**

Wheel: white injection polyamide, roller bearing

80 - 200 mm 200 - 500 KG -20 / +60°C Shore A 85

**Suitable Floor**



80	100	125	160	200	34	36	40	40	46	40	50	60	60	12	12	15	20	20	200	250	325	360	500	Order number
					34	36	40	40	46	40	50	60	60	12	12	15	20	20	200	250	325	360	500	80B34BPAPX4012
					36	40	40	40	46	40	50	60	60	12	12	15	20	20	200	250	325	360	500	100B367BPAPX4012
					40	40	40	40	46	40	50	60	60	15	15	20	20	20	200	250	325	360	500	125B40BPAPX5015
					40	40	40	40	46	40	50	60	60	20	20	20	20	20	200	250	325	360	500	160B40BPAPX6020
					46	46	40	40	46	40	50	60	60	20	20	20	20	20	200	250	325	360	500	200B46BPAPX6020


### PAP Series

**Technical Information:**

Wheel: white injection polyamide, roller bearing

80 - 200 mm 200 - 500 KG -20 / +60°C Shore A 85

**Suitable Floor**



80	100	125	160	200	34	36	40	40	46	40	50	60	60	12	12	15	20	20	200	250	325	360	500	Order number
					34	36	40	40	46	40	50	60	60	12	12	15	20	20	200	250	325	360	500	80B34BPAPX4012
					36	40	40	40	46	40	50	60	60	12	12	15	20	20	200	250	325	360	500	100B367BPAPX4012
					40	40	40	40	46	40	50	60	60	15	15	20	20	20	200	250	325	360	500	125B40BPAPX5015
					40	40	40	40	46	40	50	60	60	20	20	20	20	20	200	250	325	360	500	160B40BPAPX6020
					46	46	40	40	46	40	50	60	60	20	20	20	20	20	200	250	325	360	500	200B46BPAPX6020


PAB Series

Technical Information:

Wheel: white injection polyamide, central ball bearing, blue samll plastic tread guards

80 - 125 mm 200 - 325 KG -20 / +60°C Shore A 80

Suitable Floor



80	100	125	34	36	40	42	52	8	8	10	200	250	325	Order number
														80B34BPABA428
														100B36BPABA428
														125B40BPABA5210


PAD Series

Technical Information:

Wheel: white injection polyamide, two ball bearings

100 - 125 mm 250 - 325 KG -20 / +60°C Shore A 80

Suitable Floor



100	125	36	40	42	52	8	10	250	325	Order number
										100B36BPABA4015
										125B40BPABA5015


PHD Series

Technical Information:

Wheel: white injection polyamide, two ball bearings

100 - 200 mm 350 - 600 KG -20 / +60°C Shore A 80

Suitable Floor



100	100	125	150	160	200	38	38	50	50	60	60	20	20	20	20	350	350	400	450	450	600	Order number	
																							100B38BPHDX5015
																							125B38BPHDX5015
																							125B50BPHDX6020
																							150B50BPHDX6020
																							160B50BPHDX6020
																							200B50BPHDX6020


RAR Series

Technical Information:

Wheel: grey polyamide wheel centre grey polyamide and dark grey shore a 80" elastic rubber wheel centre, roller bearing grey samll plastic tread guards, bushing

100 - 125 mm 250 - 325 KG -20 / +60°C Shore A 80

Suitable Floor



100	125	36	42	52	8	10	250	325	Order number
									100D36DRARA428
									125D36DRARA5210


**PAD Series**

**Technical Information:**

Wheel: white injection polyamide, two ball bearings

80 - 250 mm    950 - 3800 KG    -20 / +60°C    Shore A 80

**Suitable Floor**




**HED Series**

**Technical Information:**

Wheel: black casting-iron wheel centre  
shore a 75 black high speed elastic rubber tread, two ball bearings

127 - 203 mm    200 - 450 KG    -20 / +60°C    Shore A 75

**Suitable Floor**



80	100	125	150	160	200	250	38	50	60	75	15	20	20	20	20	20	950	1185	1350	1400	1800	2250	2500	2700	3800	Order number
																										80B38BPABA4015
																										100B38BPABA5015
																										100B50BPABA6020
																										125B38BPABA5015
																										125B50BPABA6020
																										150B50BPABA6020
																										160B50BPABA6020
																										200B50BPABA6020
																										250B50BPABA7520

127	153	203	203	55	55	55	63.4	20	20	20	200	250	350	450	Order number
															127C55CHE552
															153C55CHE552
															203C55CHE552
															203C563.5CHE552


### High Temperature Wheels






**Technical Information:**

**Wheel:** black high temperature polyamide wheel centre  
shore a 80 black high temperature rubber tread, two ball bearings

-  80 - 100 mm
-  80 KG
-  -20 / +60°C
-  Shore A 80

**Suitable Floor**



					Order number
80	35	40	12	80	80C35CHPPX4012
100	36	40	12	80	100C36CHPPX4012


### CMR Series






**Technical Information:**

**Wheel:** black shore a 85+/-3 electric conduction rubber tread, pressed steel wheel centre, roller bearing

-  80 - 200 mm
-  50 - 205 KG
-  -20 / +60°C
-  Shore A 85

**Suitable Floor**



					Order number
80	30	40	12	50	80C30JCMRX4012
100	30	40	12	70	100C30JCMRX4012
125	37.5	50	15	100	125C37.5JCMRX5015
160	40	60	20	140	160C40JCMRX6020
200	50	60	20	205	200C50JCNRX6020


### CPP Series






**Technical Information:**

**Wheel:** black electric conduction polypropylene wheel centre  
grey shore a 85" electric conduction thermoplastic rubber tread, plain bore

-  75 - 125 mm
-  75 - 100 KG
-  -20 / +60°C
-  Shore A 85

**Suitable Floor**



					Order number
75	28	36	12	75	75D28DCPPX3612
100	32	36	12	100	100D32DCPPX3612
125	32	36	12	100	125D32DCPPX3612

Resistivity: ≤ 4Ω


CER Series

Technical Information:

Wheel: black electric conduction polypropylene wheel centre  
grey shore a 85"electric conduction thermoplastic rubber tread, roller bearing

80 - 200 mm 100 - 220 KG -20 / +60°C Shore A 85

Suitable Floor



80	100	125	160	200	38	44	50	60	40	12	15	20	20	100	150	200	220	Order number	
80	100	125	160	200	38	44	50	60	40	12	15	20	20	100	150	200	220	80D38CCERX4412	
																			100D32CCERX4012
																			125D32CCERX5015
																			160D40CCERX6020
																			200D40CCERX6020

Resistivity:  $\leq 4\Omega$


OMR Series

Technical Information:

Wheel: black shore a 85+/-3 oil resistance rubber Tread, pressed steel wheel centre, roller bearing

80 - 200 mm 50 - 205 KG -20 / +60°C Shore A 85

Suitable Floor



80	100	125	160	200	30	37.5	40	50	40	12	15	20	20	50	70	100	140	205	Order number	
80	100	125	160	200	30	37.5	40	50	40	12	15	20	20	50	70	100	140	205	80C30JOMRX4012	
																				100C30JOMRX4012
																				125C37.5JOMRX5015
																				160C40JOMRX6020
																				200C50JOMRX6020




PRR Series

Technical Information:

Wheel: red polypropylene wheel centre, black pneumatic rubber tread, roller bearing

260 mm 140 KG -20 / +60°C Shore A 80

Suitable Floor




PTR Series

Technical Information:

Wheel: red polypropylene wheel centre, yellow foam polyurethane tread, roller bearing

100 - 200 mm 350 - 600 KG -20 / +60°C Shore A 80

Suitable Floor



					Order number
260	80	75	20	140	260C80FPRRX7520

					Order number
260	80	75	20	70	260E80FPTRX7520


PSR Series

Technical Information:

Wheel: pressed steel wheel centre, pneumatic rubber tread, roller bearing

100 - 125 mm 250 - 325 KG -20 / +60°C Shore A 80

Suitable Floor




PDR Series

Technical Information:

Wheel: pressed steel wheel centre, yellow foam polyurethane tread, roller bearing

100 - 125 mm 250 - 325 KG -20 / +60°C Shore A 80

Suitable Floor



					Order number
260	80	75	20	140	260C80JPSRX7520

					Order number
260	80	75	20	70	260E80JPDRX7520

## DEP Series

**Technical Information:**

**Wheel:** silvery aluminium wheel centre  
Shore a 68+5 black elastic rubber tread,plain bore

- 80 - 200 mm
- 100 - 220 KG
- 20 / +60°C
- Shore A 68

**Suitable Floor**

- Tile Floor
- Resin Cement Floor
- Asphalt Floor
- Not Paved
- Expanded Metal
- Floor With Chips



			Order number
260	80	650	220C60JDWPXX
250	90	800	250C90JDWPXX
305	90	1000	305C90JDWPXX